



# BOSTON PUBLIC HEALTH COMMISSION (BPHC)

Communicable Disease Control Division  
 1010 Massachusetts Ave - Boston, MA 02118  
 Phone: (617) 534-5611 - Fax: (617) 534-5905

## Influenza Report - For the week ending 2/15/14

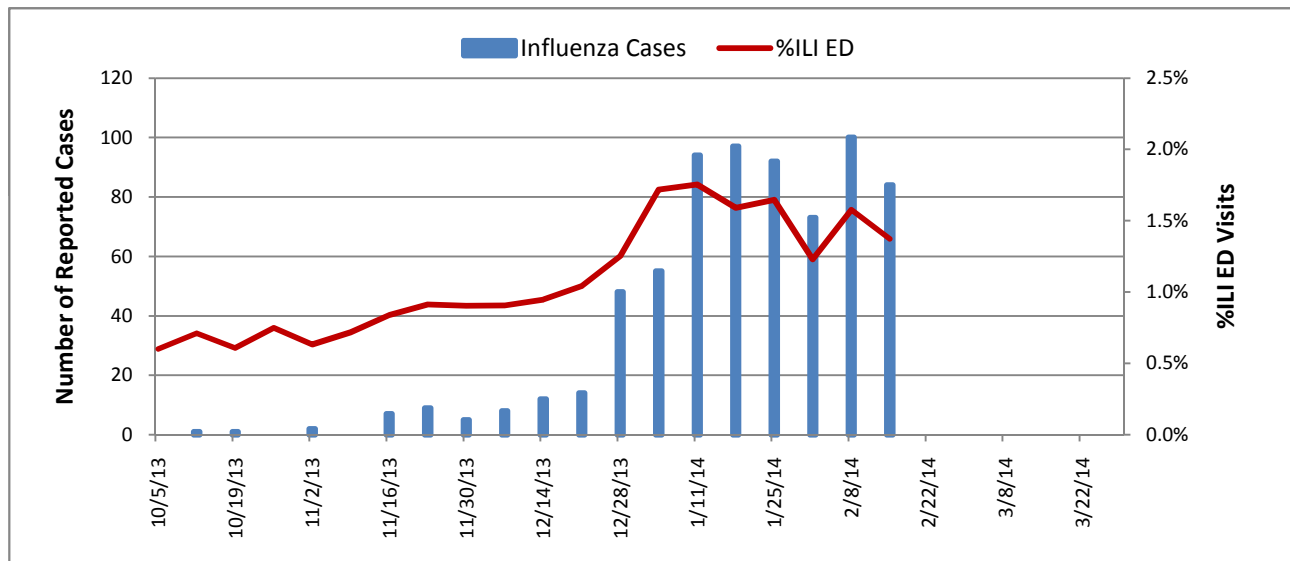
### 10/1/13-2/15/14

Reported Cases (Boston Res.)	Total
Influenza A	683
Influenza B	30
Total	713
ED Surveillance	
This Week % ILI	1.37%
This Season Average % ILI	0.99%

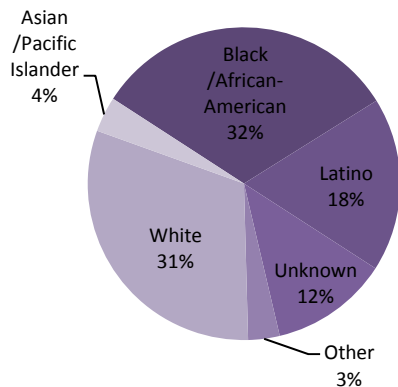
**Summary:** The week ending 2/15/14 showed a decrease in reported influenza cases in Boston residents. 84 cases were reported between 2/9/14 and 2/15/14, with a total of 713 cases reported since October 1st. 172 cases (24%) have been hospitalized. There have been five deaths, the majority in older individuals with underlying medical conditions. Emergency department (ED) visits for influenza-like illness (ILI) comprised 1.37% of all ED visits this week. BPHC reminds providers that it is not too late to vaccinate.

**Cases of influenza diagnosed in Boston and confirmed by any laboratory test must be reported to BPHC.**

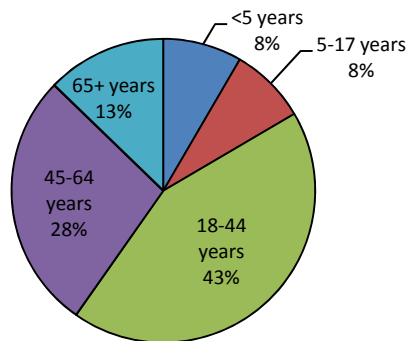
### Reported Influenza Cases and %ILI ED Visits, 2013-14 Season



### Race/Ethnicity of Confirmed Influenza Cases, 10/1/13 - Present, Boston Residents



### Age Distribution of Confirmed Influenza Cases, 10/1/13 - Present, Boston Residents

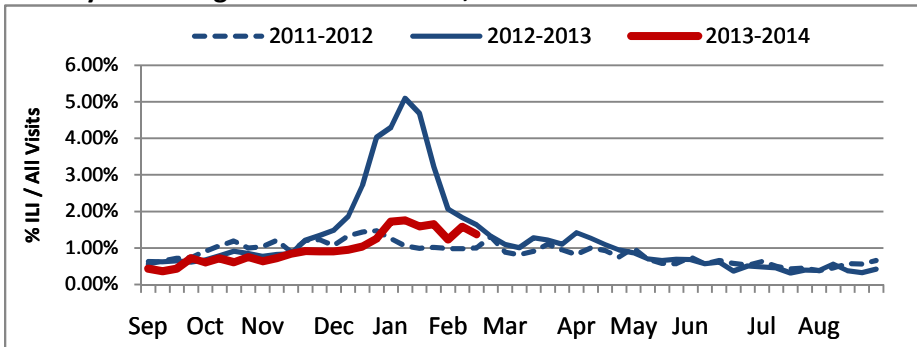




# BOSTON PUBLIC HEALTH COMMISSION (BPHC)

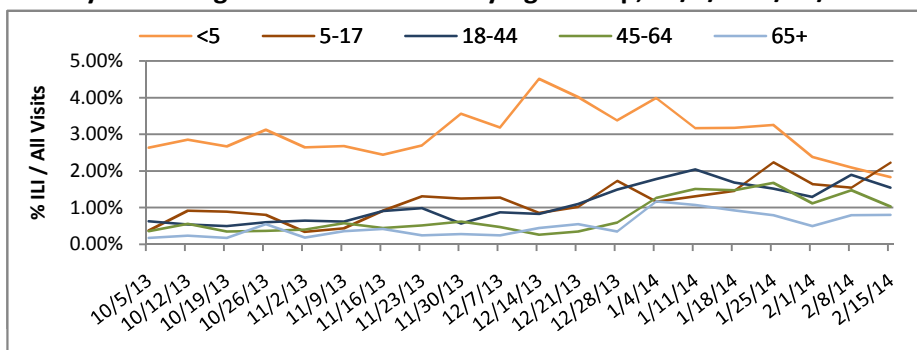
Communicable Disease Control Division  
 1010 Massachusetts Ave - Boston, MA 02118  
 Phone: (617) 534-5611 - Fax: (617) 534-5905

## Weekly Percentage of ED Visits for ILI, 2010-2014



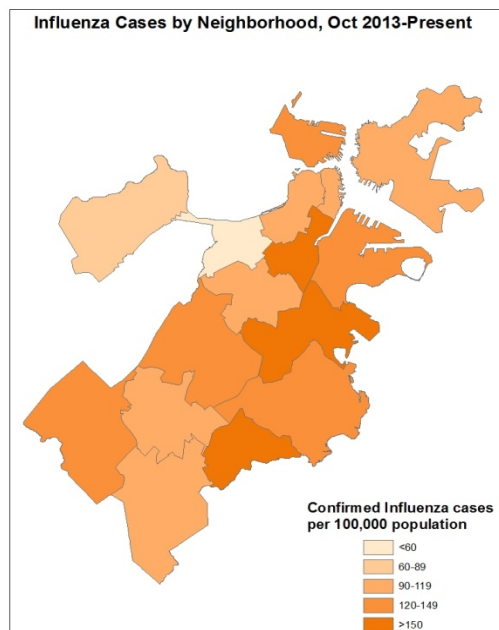
Cases of influenza diagnosed in Boston and confirmed by any laboratory test must be reported to BPHC. Influenza like illness (ILI) is defined as ("flu" OR "fever and a cough or sore throat") in the ED chief complaint as captured by the BPHC Syndromic Surveillance System.

## Weekly Percentage of ED Visits for ILI by Age Group, 10/1/13-2/15/14



## Geographic Distribution

**Rate of confirmed influenza cases, per 100,000 population, by neighborhood, October 1 - Present**



**Rate of ILI syndrome ED visits, per 100,000 population, by neighborhood, October 1 - Present**

