



BOSTON PUBLIC HEALTH COMMISSION (BPHC)

Communicable Disease Control Division
 1010 Massachusetts Ave - Boston, MA 02118
 Phone: (617) 534-5611 - Fax: (617) 534-5905

Influenza Report - For the week ending 3/11/2017

10/1/2016 - 3/11/2017

Reported Cases (Boston Res.)	#
Influenza A	1962
Influenza B	228
Influenza A and B	8
Influenza (type unspecified)	2
Total	2200

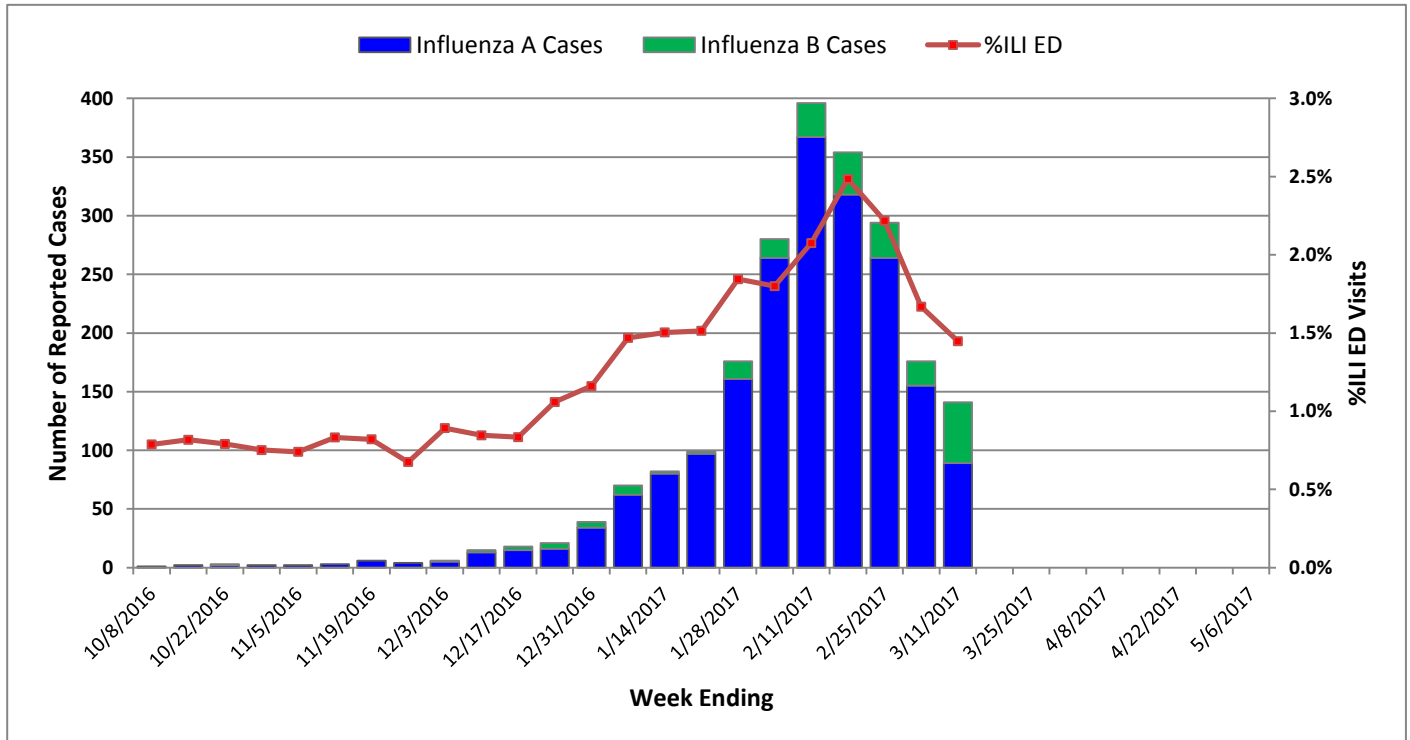
ED Surveillance	
This Week % ILI	1.45%
Average % ILI (since 10/1/2016)	1.27%

Summary: As of 3/11/2017, 2200 cases of laboratory-confirmed influenza were reported to the Boston Public Health Commission (BPHC) since 10/1/2016, with 428 (19%) cases requiring hospitalization. Five influenza-associated deaths have been reported to date. Emergency department visits for influenza-like illness (ILI) comprised 1.45% of all ED visits this week.

Antigenic characterization of predominant nationally circulating influenza viruses indicates that the components of 2016-7 seasonal vaccine are very well matched to circulating strains. **Providers should continue to offer vaccine through the remainder of the season.**

Cases of influenza diagnosed in Boston and confirmed by any laboratory test must be reported to BPHC by calling (617) 534-5611 or faxing reports to (617) 534-5905.

Weekly Reported Influenza Cases and % ILI ED Visits, 2016-17 Season



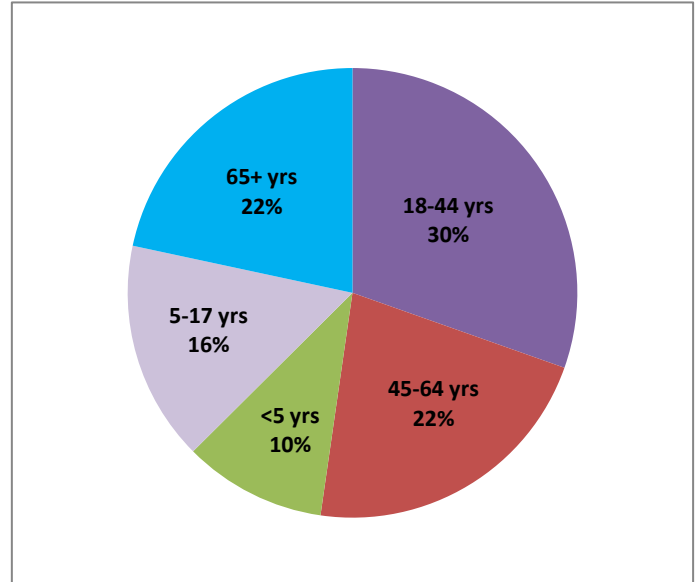
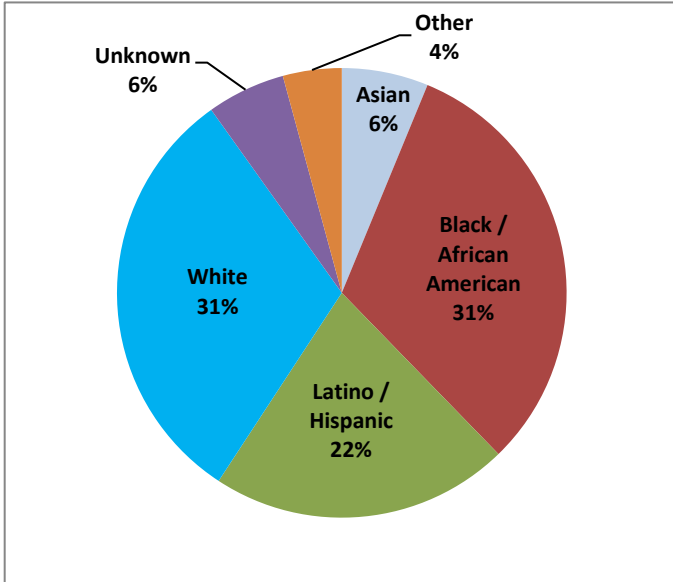


BOSTON PUBLIC HEALTH COMMISSION (BPHC)

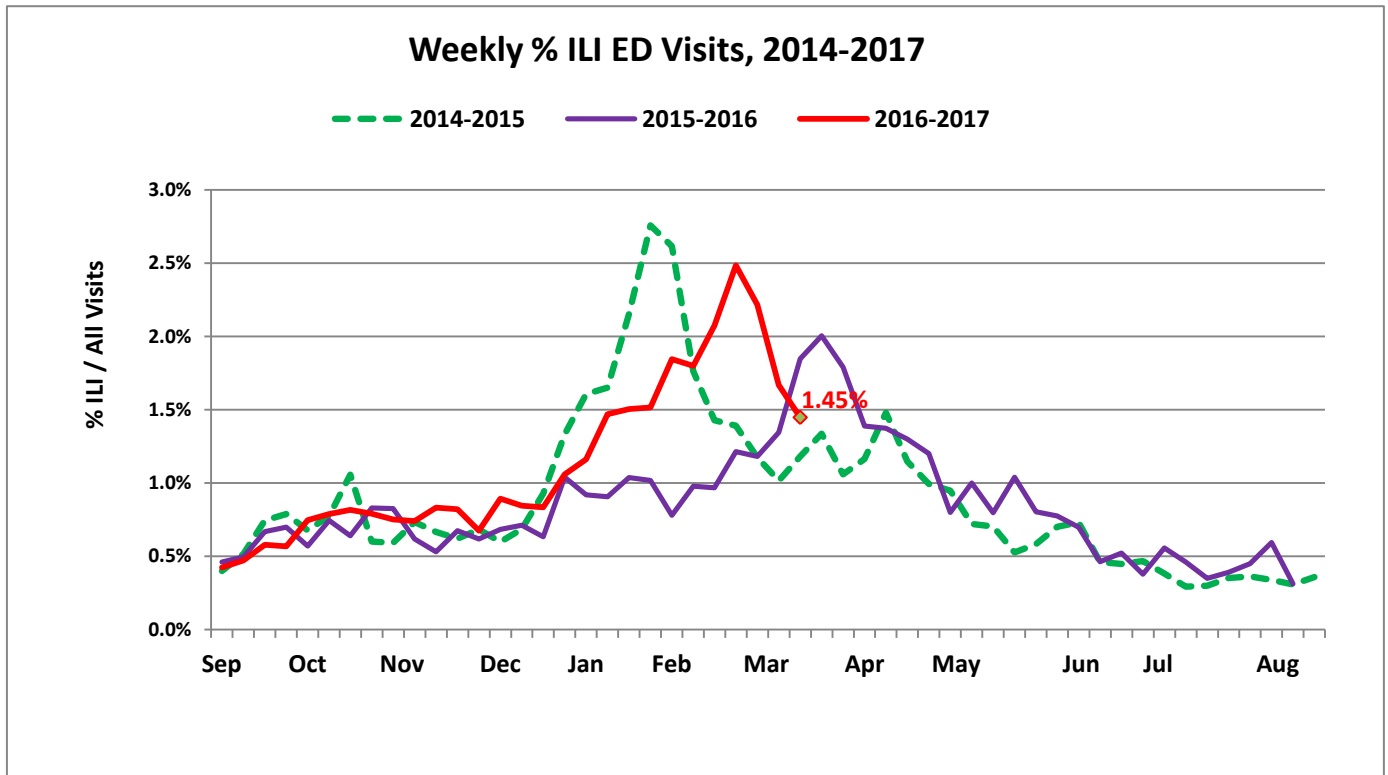
Communicable Disease Control Division
 1010 Massachusetts Ave - Boston, MA 02118
 Phone: (617) 534-5611 - Fax: (617) 534-5905

**Race/Ethnicity of Confirmed Influenza Cases,
 10/1/2016 - 3/11/2017, Boston Residents**

**Age Distribution of Confirmed Influenza Cases,
 10/1/2016 - 3/11/2017, Boston Residents**



Weekly % ILI ED Visits, 2014-2017



Influenza-like illness (ILI) is defined as "flu" OR "fever and a cough or sore throat" in the ED chief complaint as captured by the BPHC Syndromic Surveillance System.

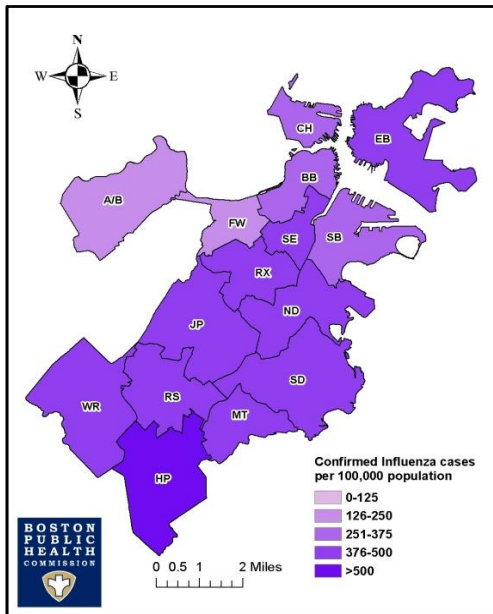


BOSTON PUBLIC HEALTH COMMISSION (BPHC)

Communicable Disease Control Division
 1010 Massachusetts Ave - Boston, MA 02118
 Phone: (617) 534-5611 - Fax: (617) 534-5905

Geographic Distribution

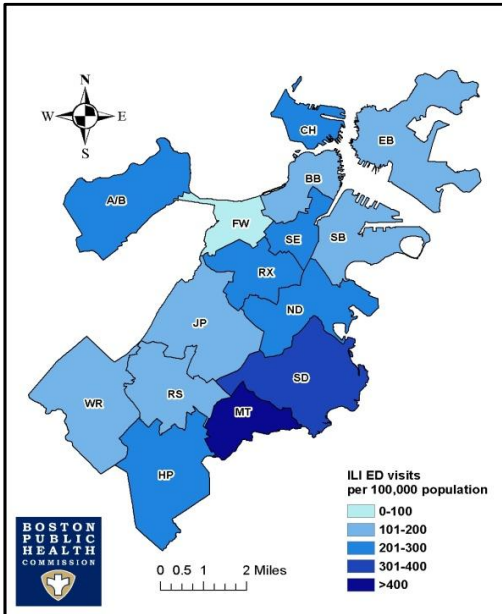
Rate of Confirmed Influenza Cases by Neighborhood per 100,000 Population
 October 1, 2016 - March 11, 2017



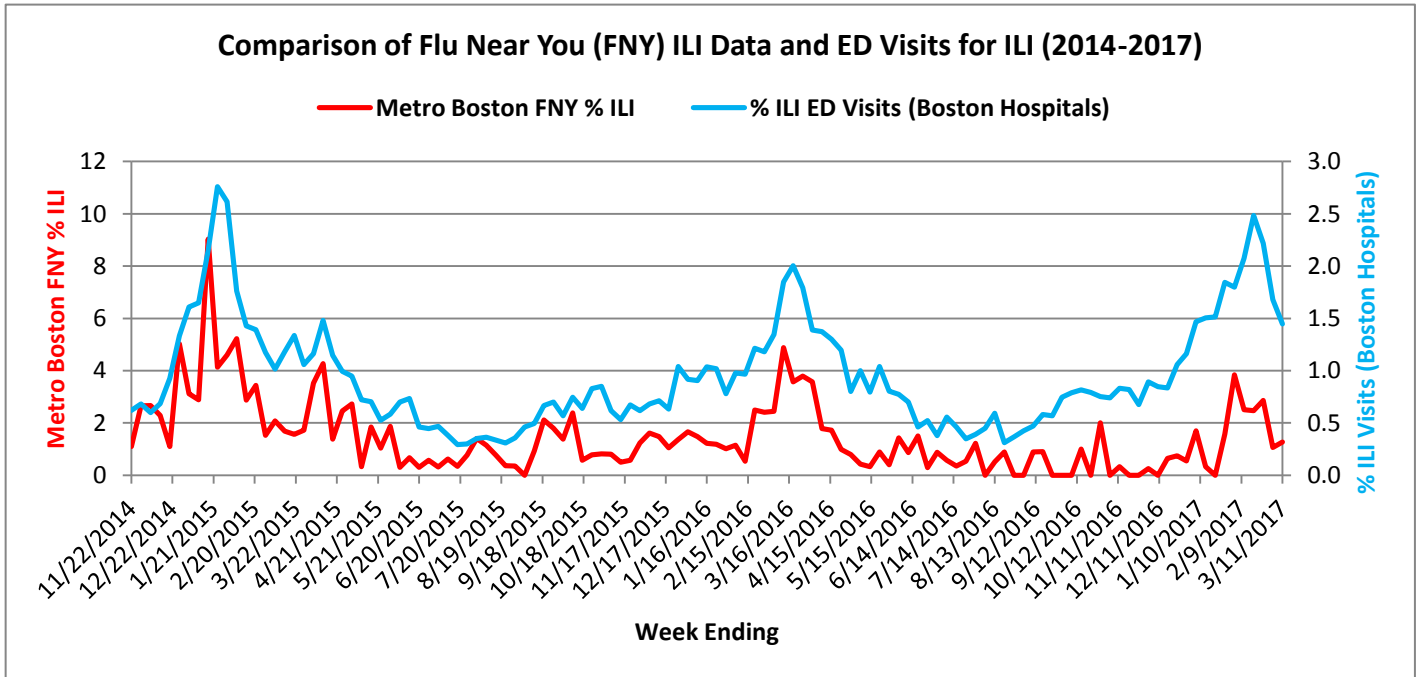
Neighborhood Legend

- A/B=Allston/Brighton
- BB=Back Bay
- CH=Charlestown
- EB=East Boston
- FW=Fenway
- HP=Hyde Park
- JP=Jamaica Plain
- MT=Mattapan
- ND=North Dorchester
- RS=Roslindale
- RX=Roxbury
- SB=South Boston
- SD=South Dorchester
- SE=South End
- WR=West Roxbury

Rate of ILI Syndrome ED Visits by Neighborhood per 100,000 Population
 October 1, 2016 - March 11, 2017



Comparison of ILI Using Flu Near You (FNY)* ILI Data and ED Visits for ILI, 2014-2017



*Flu Near You (FNY) compiles weekly data of ILI activity in the United States. The data come from short, weekly internet-based surveys completed by voluntary participants who indicate whether they are healthy or have experienced any of a short list of symptoms.