



# BOSTON PUBLIC HEALTH COMMISSION (BPHC)

Communicable Disease Control Division  
 1010 Massachusetts Ave - Boston, MA 02118  
 Phone: (617) 534-5611 - Fax: (617) 534-5905

## Influenza Report - For the week ending 2/18/2017

10/1/2016 - 2/18/2017

Reported Cases (Boston Res.)	#
Influenza A	1384
Influenza B	118
Influenza A and B	6
Influenza (type unspecified)	4
<b>Total</b>	<b>1512</b>

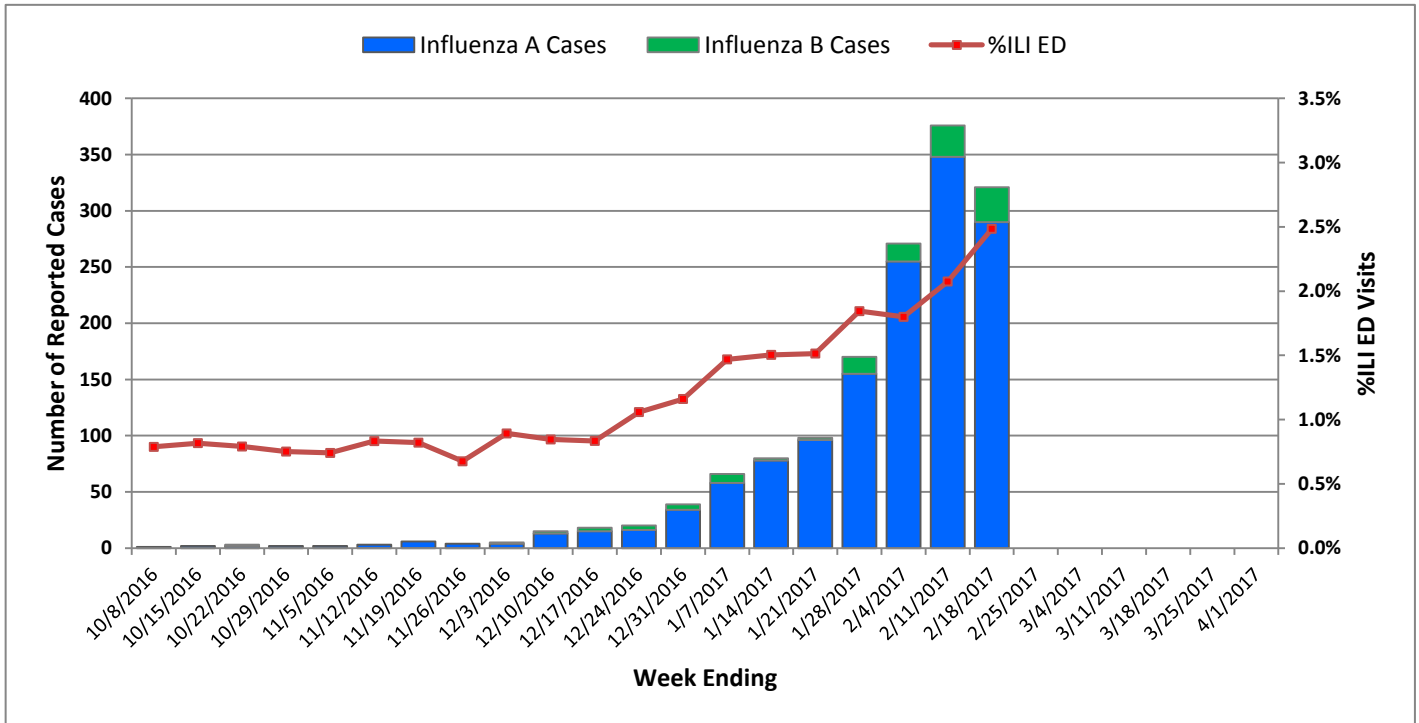
ED Surveillance	
This Week % ILI	2.48%
Average % ILI (since 10/1/2016)	1.19%

**Summary:** As of 2/18/2017, 1512 cases of laboratory-confirmed influenza were reported to the Boston Public Health Commission (BPHC) since 10/1/2016, with two hundred ninety-eight (20%) cases requiring hospitalization. Two influenza-associated deaths have been reported to date. Emergency department visits for influenza-like illness (ILI) comprised 2.48% of all ED visits this week.

Antigenic characterization of predominant nationally circulating influenza viruses indicates that the components of 2016-7 seasonal vaccine are very well matched to circulating strains. **Providers should continue to offer vaccine through the remainder of the season.**

**Cases of influenza diagnosed in Boston and confirmed by any laboratory test must be reported to BPHC by calling (617) 534-5611 or faxing reports to (617) 534-5905.**

Weekly Reported Influenza Cases and % ILI ED Visits, 2016-17 Season

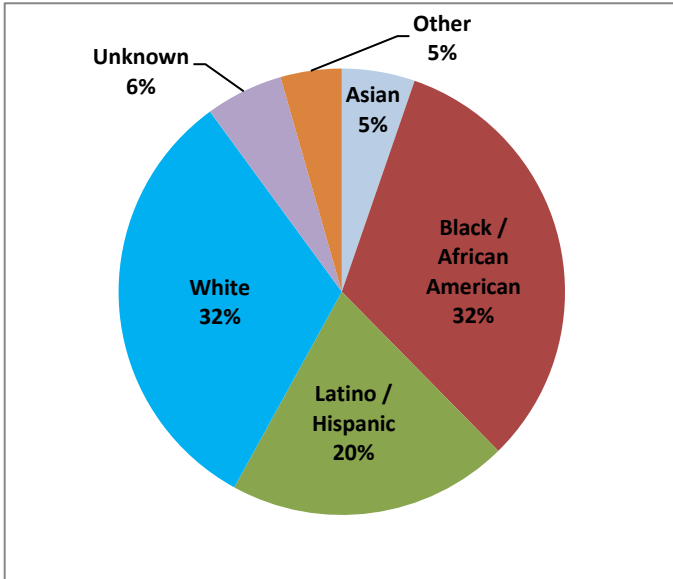




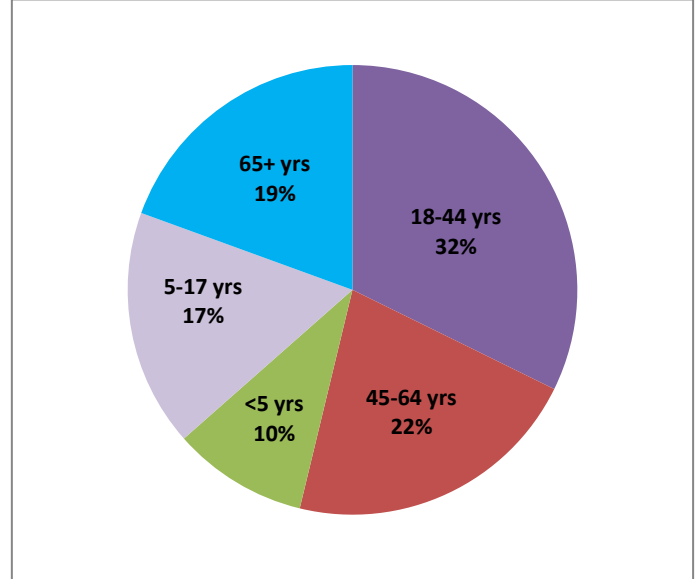
# BOSTON PUBLIC HEALTH COMMISSION (BPHC)

Communicable Disease Control Division  
 1010 Massachusetts Ave - Boston, MA 02118  
 Phone: (617) 534-5611 - Fax: (617) 534-5905

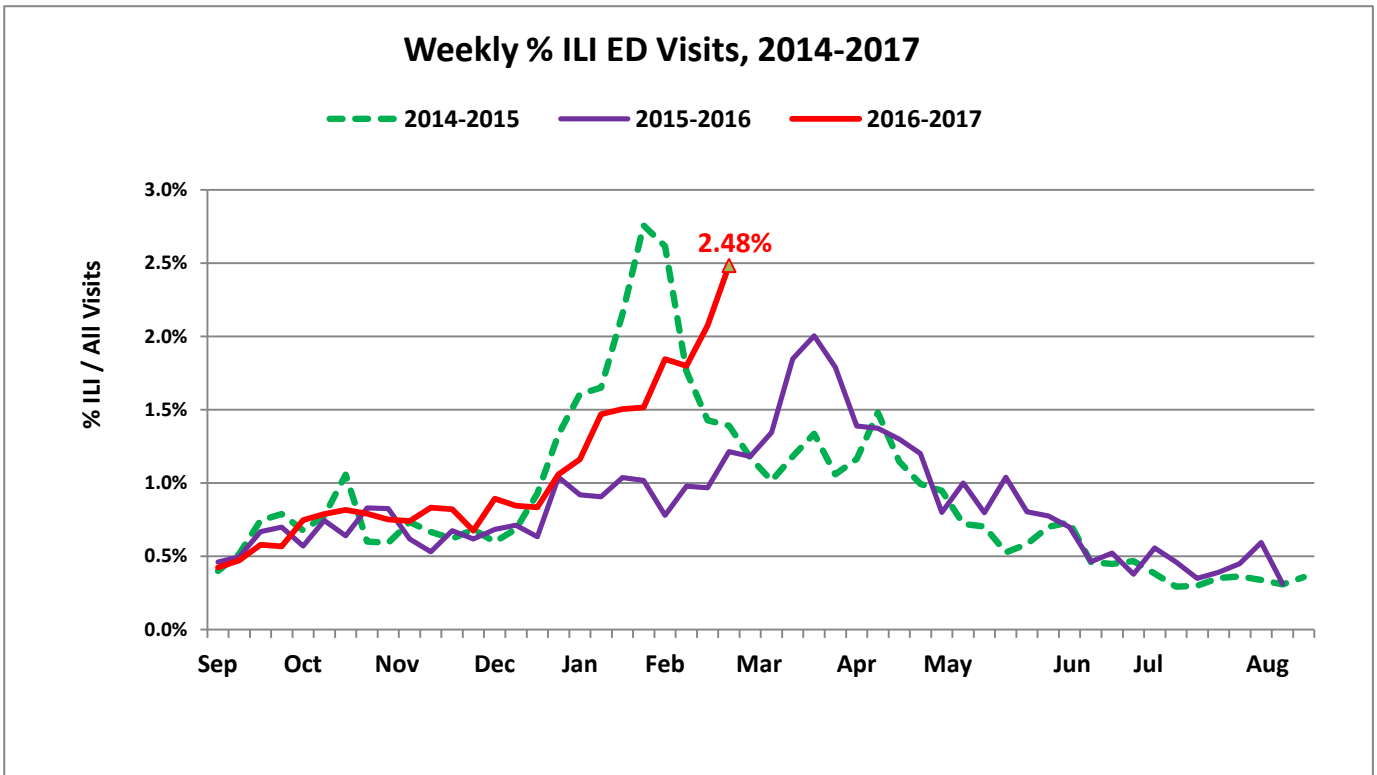
**Race/Ethnicity of Confirmed Influenza Cases, 10/1/2016 - 2/18/2017, Boston Residents**



**Age Distribution of Confirmed Influenza Cases, 10/1/2016 - 2/18/2017, Boston Residents**



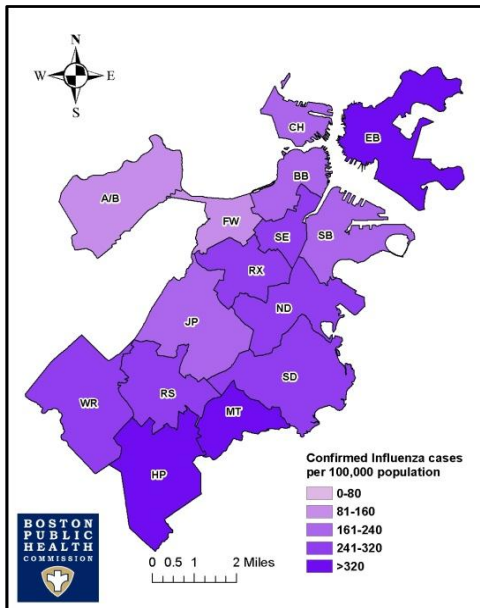
**Weekly % ILI ED Visits, 2014-2017**



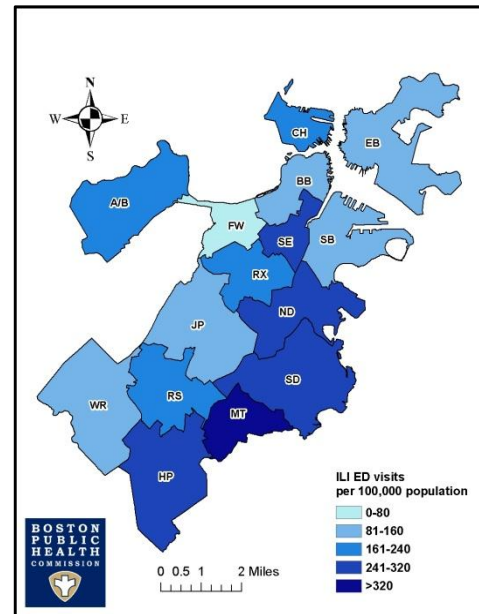
*Influenza-like illness (ILI) is defined as "flu" OR "fever and a cough or sore throat" in the ED chief complaint as captured by the BPHC Syndromic Surveillance System.*

**Geographic Distribution**

**Rate of Confirmed Influenza Cases  
by Neighborhood per 100,000 Population  
October 1, 2016 - February 18, 2017**



**Rate of ILI Syndrome ED Visits  
by Neighborhood per 100,000 Population  
October 1, 2016 - February 18, 2017**

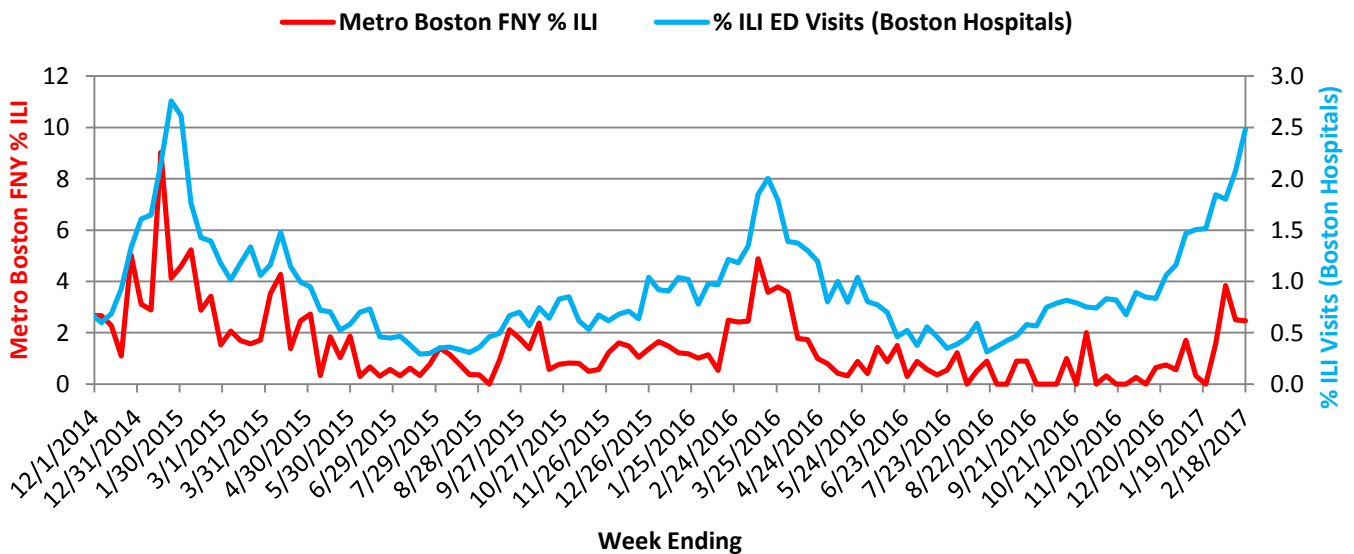


**Neighborhood Legend**

- A/B=Allston/Brighton
- BB=Back Bay
- CH=Charlestown
- EB=East Boston
- FW=Fenway
- HP=Hyde Park
- JP=Jamaica Plain
- MT=Mattapan
- ND=North Dorchester
- RS=Roslindale
- RX=Roxbury
- SB=South Boston
- SD=South Dorchester
- SE=South End
- WR=West Roxbury

**Comparison of ILI Using Flu Near You (FNY)\* ILI Data and ED Visits for ILI, 2013-2017**

**Comparison of Flu Near You (FNY) ILI Data and ED Visits for ILI (2014-2017)**



\*Flu Near You (FNY) compiles weekly data of ILI activity in the United States. The data come from short, weekly internet-based surveys completed by voluntary participants who indicate whether they are healthy or have experienced any of a short list of symptoms.