



# BOSTON PUBLIC HEALTH COMMISSION (BPHC)

Communicable Disease Control Division  
1010 Massachusetts Ave - Boston, MA 02118  
Phone: (617) 534-5611 - Fax: (617) 534-5905

## Influenza Report - For the week ending 1/20/2018

10/1/2017 -1/20/2018

Reported Cases (Boston Residents)	# (% of total)
Influenza A	650 (83%)
Influenza B	129 (17%)
Influenza A and B	1
Influenza (type unspecified)	0
<b>TOTAL (season-to-date)</b>	<b>780</b>

Boston ED ILI Surveillance*	
This Week ILI%	2.61%
Last Week ILI%	2.09%
Average ILI% (since 10/1/2017)	1.20%
State/National ILI Surveillance**	
This Week Massachusetts ILI%	3.61%
This Week National ILI%	6.60%

**Summary:** As of 1/20/2018, 780 cases of laboratory-confirmed influenza among Boston residents have been reported to the Boston Public Health Commission (BPHC); 179 (23%) have required hospitalization [down 2% from prior week]. Two influenza-associated deaths have been reported to date; both persons were of advanced age and had multiple underlying medical conditions. Emergency Department visits for influenza-like illness (ILI) comprised 2.61% of all ED visits this week [up 0.52% from the prior week].

Boston City data may not parallel aggregate statewide data as other areas of Massachusetts are experiencing different trends.

**Providers should continue to offer vaccine to all persons ≥6 months of age through the remainder of the season. Vaccination is the best way to prevent influenza and its complications.**

**Cases of influenza diagnosed in Boston and confirmed by any laboratory test must be reported to BPHC by calling (617) 534-5611 or faxing reports to (617) 534-5905.**

\***Boston ILI%: Influenza-like illness (ILI)** is defined as "flu" OR "fever AND (cough OR sore throat)" in the ED chief complaint as captured by the BPHC Syndromic Surveillance System.

\*\*Massachusetts and the CDC use different methodology than the city of Boston to calculate ILI%. State and national ILI data are calculated using ILInet outpatient surveillance data from sentinel sites (see: <https://www.cdc.gov/flu/weekly/overview.htm> for more information).

On December 27, 2017, a Health Advisory was released by CDC providing: 1) notice of increased influenza A(H3N2) activity and its clinical implications; 2) summary of influenza antiviral drug treatment recommendations; 3) update on approved antiviral medications and current supply; and 4) background information for patients about influenza treatment. For more information, see: <https://emergency.cdc.gov/han/han00409.asp>

**Among circulating wild-type influenza viruses tested, including influenza A(H3N2), no significant antigenic drift has been identified. The majority of H3N2 viruses tested by CDC since October 1, 2017 remain similar to the egg-grown reference virus in use for Northern Hemisphere vaccines.**

While possible for individuals who have been vaccinated to get the flu (though NOT from the vaccine itself), studies have shown that prior vaccination during the season can attenuate the severity of illness, reduce the risk of flu-associated hospitalization, and result in fewer flu-associated deaths particularly for children, pregnant women, and persons with chronic health conditions.

Getting vaccinated yourself also protects people around you, including those more vulnerable to serious flu illness.

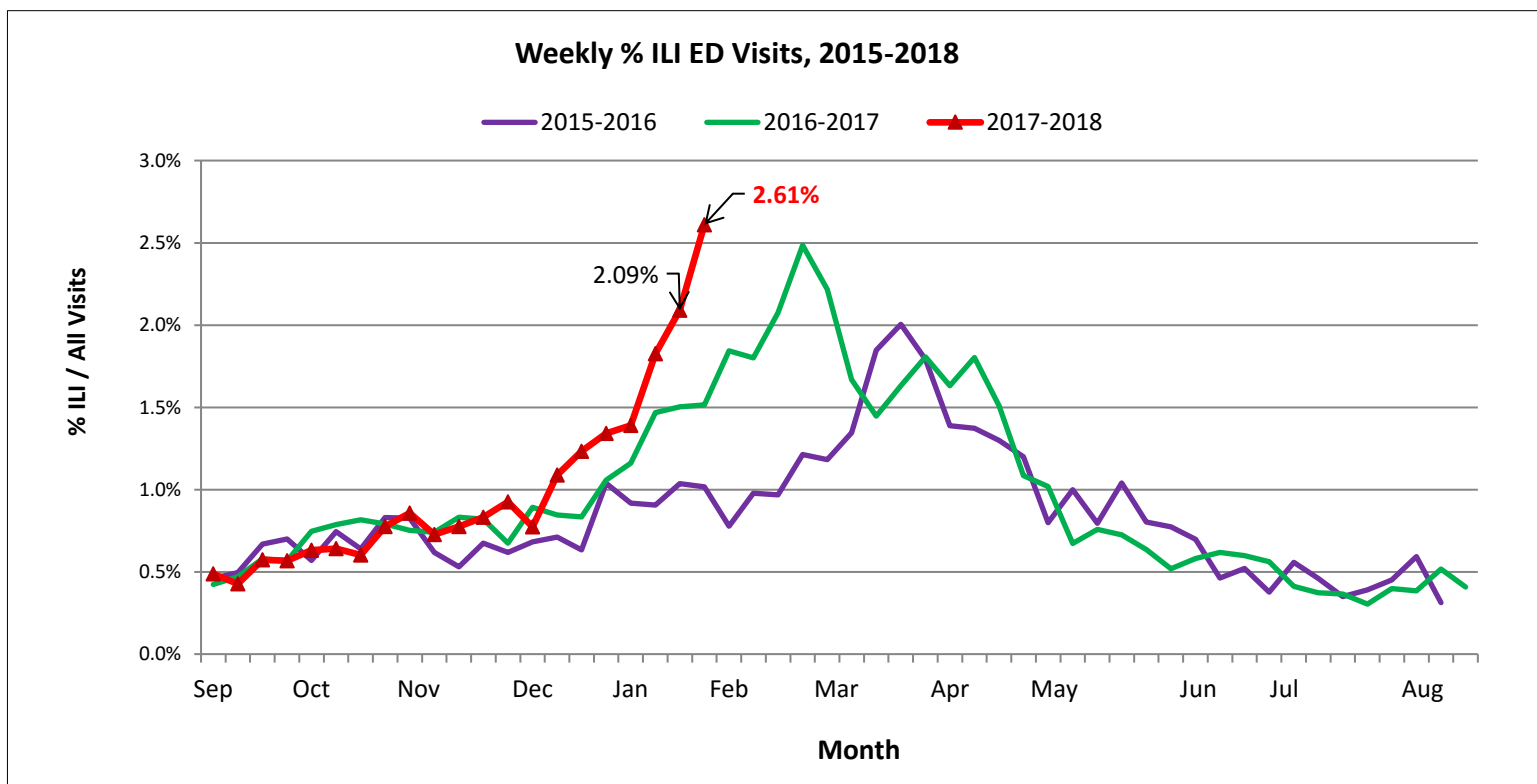
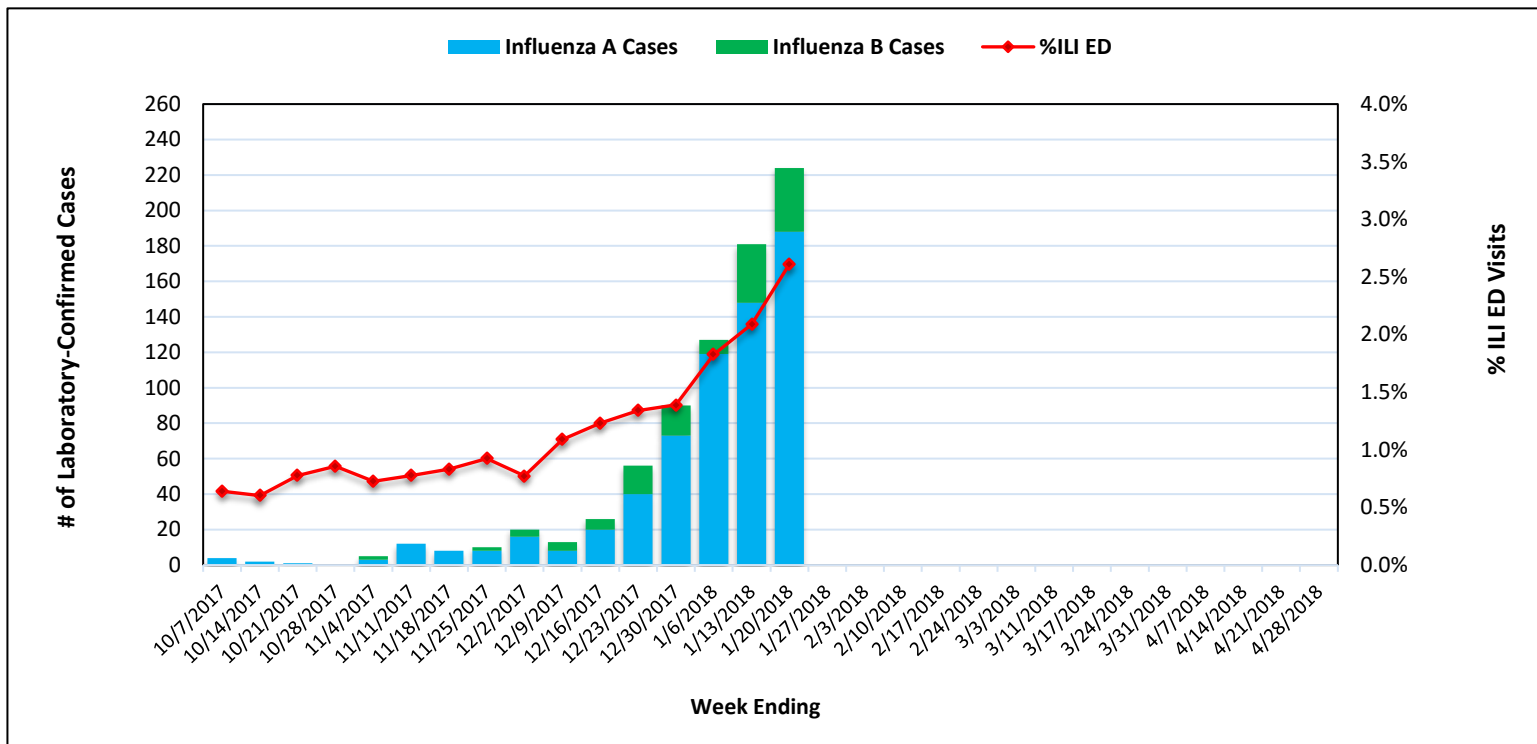


# BOSTON PUBLIC HEALTH COMMISSION (BPHC)

Communicable Disease Control Division  
 1010 Massachusetts Ave - Boston, MA 02118  
 Phone: (617) 534-5611 - Fax: (617) 534-5905

## Current Season and Historical Data

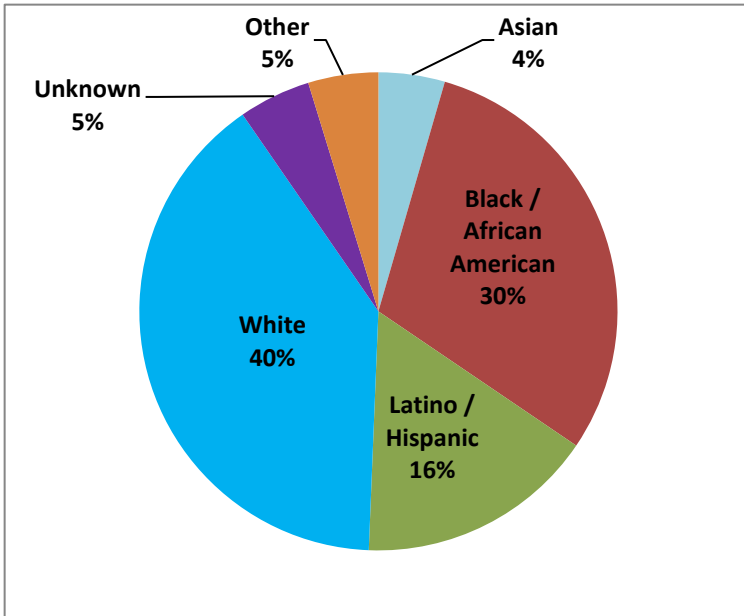
Weekly Reported Influenza Cases (in Boston residents) and % ILI ED Visits, 2017-18 Season



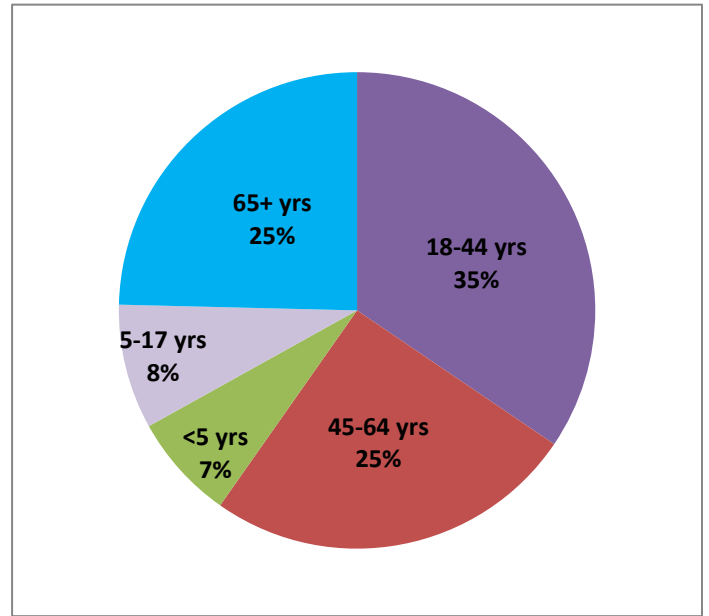
**Influenza-like illness (ILI)** is defined as "flu" OR "fever AND (cough OR sore throat)" in the ED chief complaint as captured by the BPHC Syndromic Surveillance System.

**Race/Ethnicity and Age Distribution**

**Race/Ethnicity of Confirmed Influenza Cases,  
10/1/2017 - 1/20/2018, Boston Residents**

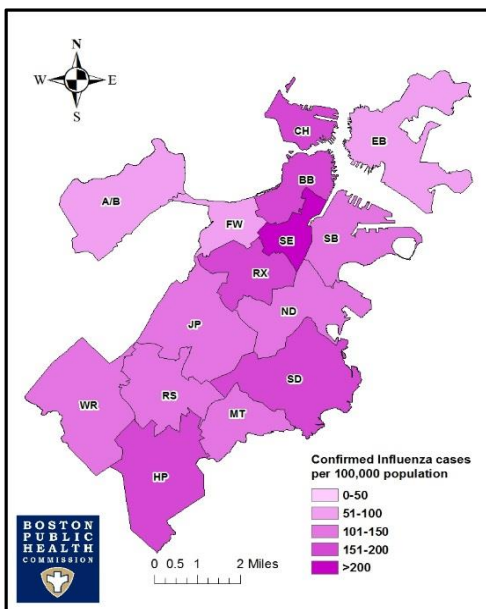


**Age Distribution of Confirmed Influenza Cases,  
10/1/2017 - 1/20/2018, Boston Residents**



**Geographic Distribution**

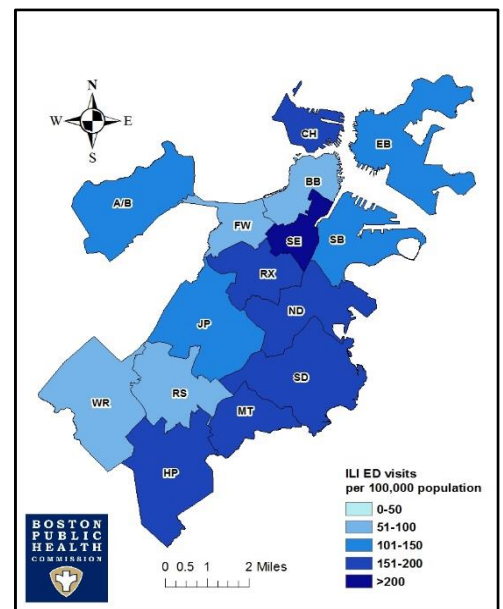
**Rate of Confirmed Influenza Cases  
by Neighborhood per 100,000 Population  
October 1, 2017 - January 20, 2018**



**Neighborhood Legend**

*A/B*=Allston/Brighton  
*BB*=Back Bay  
*CH*=Charlestown  
*EB*=East Boston  
*FW*=Fenway  
*HP*=Hyde Park  
*JP*=Jamaica Plain  
*MT*=Mattapan  
*ND*=North Dorchester  
*RS*=Roslindale  
*RX*=Roxbury  
*SB*=South Boston  
*SD*=South Dorchester  
*SE*=South End  
*WR*=West Roxbury

**Rate of ILI Syndrome ED Visits  
by Neighborhood per 100,000 Population  
October 1, 2017 - January 20, 2018**

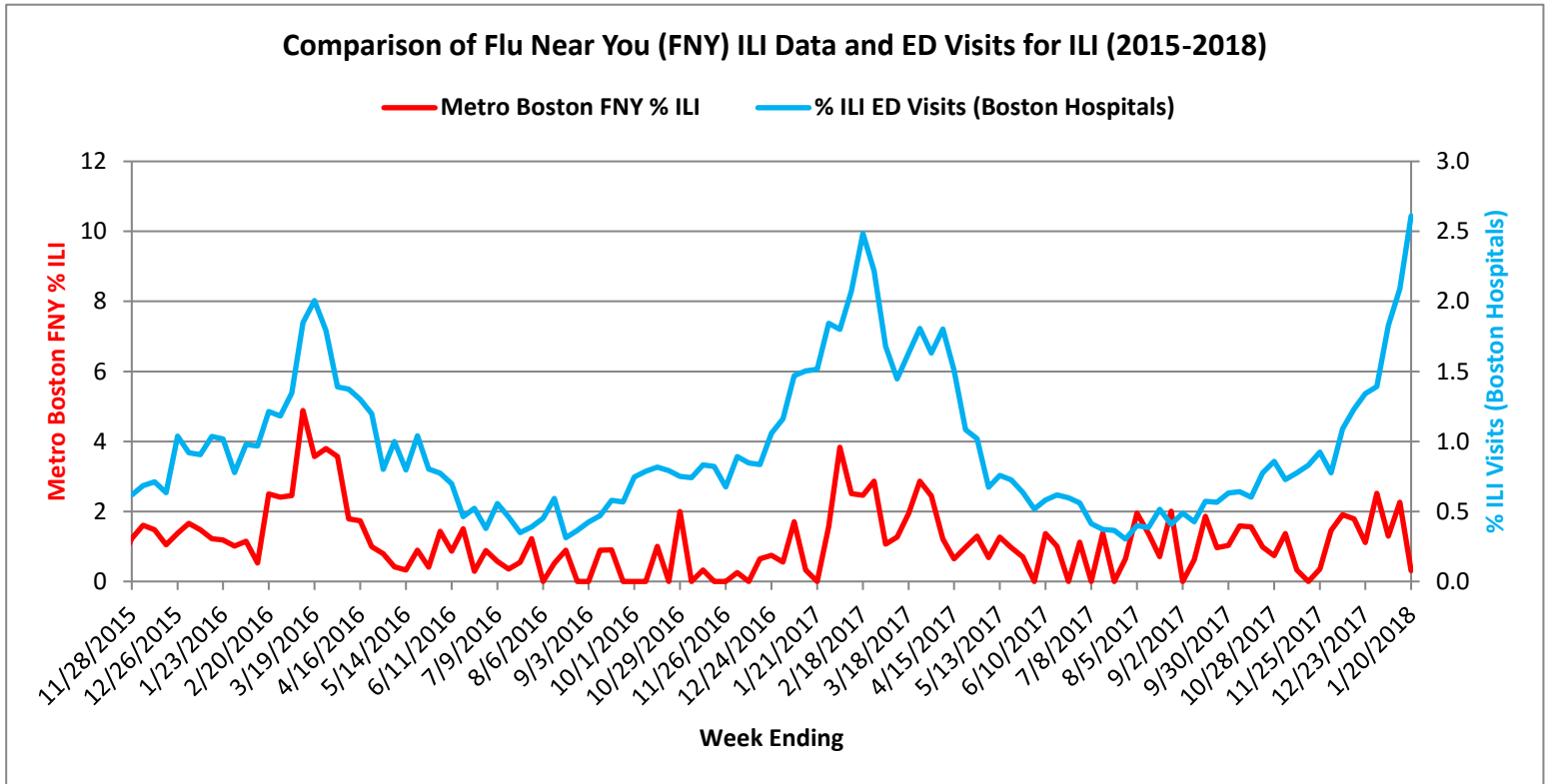




# BOSTON PUBLIC HEALTH COMMISSION (BPHC)

Communicable Disease Control Division  
 1010 Massachusetts Ave - Boston, MA 02118  
 Phone: (617) 534-5611 - Fax: (617) 534-5905

## Comparison of ILI *Using Flu Near You (FNY)\* ILI Data* and ED Visits for ILI, 2015-2018



*\*Flu Near You (FNY) compiles weekly data of ILI activity in the United States. The data come from short, weekly internet-based surveys completed by voluntary participants who indicate whether they are healthy or have experienced any of a short list of symptoms.*

The public may participate by enrolling in FNY at: <https://flunearyou.org/>